

**R.G. Govt. P.G. AUTONOMOUS COLLEGE,
AMBIPAPUR
(CHHATTISGARH)**



**Report
on
Academic Audit**

Year - 2023-24

ACADEMIC AUDIT
(External)



Report on the Academic Audit

for the year - 2023 - 24

of

**R.G. Govt. P.G. AUTONOMOUS COLLEGE,
AMBIPAPUR**

Chhattisgarh - 491001

Date - 24, June 2024

Contents

1.... Schedule for Academic Audit.....	(01)
2. Introduction.....	(02)
3. Audit Committee.....	(05)
4. Objective & Scope Of The Audit.....	„(06)
5. Methodology.....	(07)
6. Brief Profile of The College.....	(08)
7. Observations.....	(08)
8.... Streams & Departments.....	(10)
9.... Students.....	(11)
10.. Faculty Members.....	(17)
11.. Interaction with students of different streams.....	(18)
12.. Departments visited.....	(19)
13.. Support Staff.....	(20)
14.. Facilities.....	(21)
15.. Alumni and Parents.....	(22)
16.. Views of the College Authorities.....	(23)
17.. Strengths, Weakness, Opportunities for Improvements & Challenges (SWOC).....	(24)
18.. General Conclusion.....	(25)
19.Gratitude.....	(26)

Schedule for Academic Audit

Date – 24 June 2024 Monday

Time	Schedule				Venue
10:00 AM	Introductory Meeting				Principal's office
10:30 AM	Meeting with the College Staff				Meeting Hall
Time 11:20AM - 02:30PM Departmental Visits					
11:20 AM	Physics	1 st Floor	01:00 PM	Economics	Ground floor
11:30 AM	Botany	1 st Floor	01:10 PM	Mathematics	Ground floor
11:40 AM	Geology	1 st Floor	01:20 PM	Law	Ground floor
11:50 AM	English	1 st Floor	01:30 PM	Anthropology	Ground floor
12:00 PM	Commerce	1 st Floor	01:40 PM	Psychology	Ground floor
12:10 PM	Geography	1 st Floor	01:50 PM	Sociology	Ground floor
12:20 PM	Computer Science	1 st Floor	02:00 PM	History	Ground floor
12:30 PM	Hindi	Ground floor	02:10 PM	Zoology	Ground floor
12:40 PM	Sanskrit	Ground floor	02:20 PM	Chemistry	Ground floor
12:50 PM	Political Science	Ground floor	02:30 PM	Library	Ground floor
02:40 PM	Lunch				
03:30 PM	Meeting with B.Com/B.A./B.Sc./L.L.B./M.Com/M.A./M.Sc./L.L.M. Students & Research Scholars				Auditorium
4:30 PM	Meeting with the Faculty members				Meeting Hall
05:30 PM	Tea				Meeting Hall
05:45 PM	Meeting with Alumni and Parents				Meeting Hall
06:30 PM	Meeting with the Principal, Co-ordinator of IQAC and Secretary of the Academic Council				IQAC Cell

Surguja District and Rajeev Gandhi Govt. P.G. College Ambikapur

Introduction

Surguja District, renowned for its rich cultural heritage and diverse ecological landscape, is located in the northern part of Chhattisgarh. This vibrant region features tropical deciduous forests and dynamic tribal communities, making it a unique part of the Chhota Nagpur plateau. Surguja is bordered by the majestic Satpura-Maikal mountain ranges and is traversed by the ancient Renuka and Kanhar rivers. Spanning approximately 16,044.2 square kilometers, it lies between latitudes 22°38' to 24°6' north and longitudes 82°38' to 84°5' east. The district shares boundaries with Sidhi, Sonbhadra (U.P.), and Palamu (Jharkhand) to the north, Korba to the south, and Jashpur to the east, with Korea District bordering its western side.

Education Initiatives

In response to the pressing need for higher education in this predominantly tribal region, the Government of Madhya Pradesh established a degree college in Ambikapur, the district headquarters, in 1960. Originally offering undergraduate programs in Science, Arts, and Commerce, Rajeev Gandhi Govt. P.G. College Ambikapur has evolved through various affiliations—from Sagar University to Ravishankar University—and has operated under Surguja University since 2009. The college gained autonomy for postgraduate courses in 1994-95 and for undergraduate courses in 2021-2022, aligning its objectives with the University Grants Commission (UGC) to enhance access to higher education for marginalized communities, particularly those from Scheduled Tribes (ST), Scheduled Castes (SC), and Other Backward Classes (OBC).

Academic Offerings

The college has significantly expanded its academic offerings, introducing a three-year LL.B. program in 1972 and elevating its status to a postgraduate institution. Today, it offers a variety of M.Sc. programs in Physics, Chemistry, and Mathematics, along with M.A. degrees in Hindi, English, and History. With a dedicated faculty of 80 members, including 36 Ph.D. holders, and supported by a robust team of 21 non-teaching and 10 technical staff, the college serves a total enrollment of 5072 students—2684 boys and 2388 girls. Notably, representation from ST (35%), SC (4.35%), and OBC (25.23%) categories underscores the institution's commitment to inclusivity.

Facilities and Resources

The college is equipped with a modern central library housing 53,982 books, complemented by a departmental library with 16,832 titles, enriching academic resources for students. Comprehensive sports facilities support both indoor and outdoor activities, promoting physical well-being alongside academic pursuits. Additional amenities include bicycle and vehicle stands, a dedicated girls' common room, purified drinking water stations, a canteen, and beautifully maintained gardens that enhance the campus environment.

Teaching and Learning Approaches

The institution adopts innovative teaching and learning methodologies, promoting academic flexibility by allowing students to select from a diverse array of UG and PG programs. Evaluation methods are varied and include unit tests, quarterly assessments, seminars, and group discussions tailored to meet the needs of both slow and advanced learners. Remedial classes provide extra support, while advanced learners are encouraged to expand their knowledge through specialized activities, including field trips and practical experiments in disciplines like Geography, Botany, and Zoology.

Quality Assurance and Faculty Development

To maintain high academic standards, an Autonomous Cell oversees postgraduate evaluations, while the Internal Quality Assurance Cell (IQAC) plays a crucial role in upholding educational quality. The college places a strong emphasis on student feedback, regularly gathering insights to assess teaching effectiveness. Faculty members are encouraged to participate in workshops, seminars, and refresher courses, fostering a culture of continuous professional development.

Research and Community Engagement

The college is home to 15 recognized research centers that offer Ph.D. programs across various disciplines. Faculty members actively mentor students in dissertation projects, contributing to a growing body of scholarly publications. Community engagement is a cornerstone of the institution's ethos, fostered through extension activities via the National Cadet Corps (NCC), National Service Scheme (NSS), and the Red Cross, instilling a strong sense of responsible citizenship among students.

Infrastructure and Support Services

The college boasts a well-equipped infrastructure, including administrative offices, smart-board equipped classrooms, specialized laboratories, an auditorium, and a dedicated computer lab. The expansive 22-acre playground and gymnasium provide ample recreational space for students. The Jan Bhagidari Samiti plays a vital role in the maintenance and enhancement of college resources, ensuring a conducive learning environment.

Student Support and Progression

The welfare of students is a top priority at the college, which maintains a disciplined and secure environment. The Anti-Ragging and Discipline Committee is proactive in ensuring safety, while essential resources such as library access, computer facilities, and sports amenities significantly enhance the student experience. The college organizes annual career guidance initiatives, youth festivals, and recognizes student achievements, all contributing to the personal and academic growth of its students.

Management and Governance

Operating under the auspices of the Government of Chhattisgarh's Higher Education Department, the college is managed by the Principal with the support of various committees. This collaborative spirit among teaching and non-teaching staff fosters an effective educational environment, encouraging innovation and academic excellence.

Conclusion

Rajeev Gandhi Govt. P.G. College Ambikapur stands as a beacon of hope and opportunity in a region where access to quality education is often limited. Its unwavering commitment to academic excellence, community engagement, and holistic student development underscores its mission to empower the youth of Surguja and contribute to national progress. Through strategic initiatives and a focus on continuous improvement, the college is well-positioned to enhance its role as a leading educational institution, nurturing the next generation of leaders and change-makers.

2 Audit Committee

Internal Audit Committee

- | | | |
|--------------------------|---|---------------|
| (1) Dr. S.K. Shrivastava | – | HOD Physics |
| (2) Dr. R.K. Jaiswal | – | HOD Geography |
| (3) Dr. Abha Jasiwal | – | HOD Hindi |
| (4) Dr. A.K. Gour | – | HOD Commerce |
| (5) Shri Brijesh Kumar | – | HOD LAW |

External Audit Committee

1	Dr. Vijay Kumar Sharma	Chairman	HOD Economics Govt. Bilasa Girls P.G. Autonomous College, Bilaspur, (C.G.)
2	Dr. Sunil Kumar Rawani	Member	HOD Computer Science Holy Cross Women's College Ambikapur Surguja (C.G.)
3	Dr. Smt. K Padmawati	Member	Asst. Professor Govt. V.Y.T. P.G. Autonomous College Durg (C.G.)
4	Mr. Saiyad Sabir Ali	Member	HOD Commerce Holy Cross Women's College Ambikapur Surguja (C.G.)
5	Dr. Suman Upadhyay	Member	HOD Law University Teaching Department Sant Gahira Guru Vishwavidyalaya, Ambikapur Distt. Surguja (C.G.)

Objective and Scope of the Audit

The academic audit for Rajeev Gandhi Govt. P.G. College, Ambikapur, initiated by the Principal on June 15, 2024 aims to provide an insightful and constructive assessment of the institution. An external peer team will evaluate key areas, highlighting the college's strengths while identifying actionable opportunities for enhancement.

Objectives

- **Teaching and Learning Methodology:** Assess the effectiveness of innovative teaching methods and enriching learning experiences across various courses.
- **Laboratory and Computer Facilities:** Evaluate the functionality and accessibility of laboratories and computer resources, ensuring they effectively meet student needs.
- **Examination and Evaluation System:** Review the systems for conducting examinations and evaluating student performance, emphasizing fairness, efficiency, and transparency
- **Internal Quality Assurance Cell (IQAC):** Examine the impactful activities of the IQAC in maintaining and enhancing academic standards and quality assurance.
- **Library and Research Facilities:** Assess the exceptional services of the central library, the robust research support available, and the adequacy of sports facilities for fostering student engagement
- **Social Outreach Programs:** Analyze the effectiveness of community service initiatives, including NCC and NSS programs, in promoting student development and positive community engagement.
- **Alumni Contributions:** Investigate the vital role of alumni in supporting college initiatives and overall development, showcasing their contributions to institutional growth.
- **Opportunities for Improvement :** Identify areas for

potential enhancement within the college's major functional domains, aligning with its educational goals and community impact.

The audit team will compile valuable insights and actionable recommendations to strengthen the college's operations and educational offerings.

Methodology

The audit process commenced with a preparatory meeting in June 2024, uniting key stakeholders such as the Principal, IQAC Coordinator, members of the Academic Council, and the Examination Controller. This collaborative meeting established a comprehensive overview of the college's facilities, activities, and aspirations.

Audit Visit

On June 24, 2024 the audit team conducted an engaging visit, dedicating the entire day to connect with various departments. The visit included:

- **Departmental Interactions:** Inspiring discussions with faculty and students to understand departmental dynamics and the enriching educational experience.
- **Facility Inspections:** Thorough assessments of laboratories, computer facilities, and the library to gain firsthand insights into the availability and functionality of resources.
- **Document Review:** In-depth analysis of provided documents to support observations and constructive conclusions drawn during the visit.

The audit committee compiled its findings, offering positive observations and recommendations to enhance the college's operations and educational offerings.

Brief Profile of the College

Rajeev Gandhi Govt. P.G. College is dedicated to its vision of providing quality education through:

- **Inclusivity:** Welcoming students from diverse backgrounds, with a special emphasis on supporting first-generation learners.
- **Holistic Development:** Offering a wide range of academic and extracurricular activities that foster comprehensive student growth and personal development.
- **Community Service:** Instilling a profound sense of social responsibility through active engagement in community initiatives.
- **Entrepreneurship and Critical Thinking:** Encouraging the development of entrepreneurial skills and critical thinking, empowering students to become innovative leaders.
- **Quality Research:** Promoting high standards of research among faculty and students, contributing to knowledge creation and dissemination.
- **Awareness and Sensitivity:** Raising awareness on ecological, human rights, and gender issues, fostering a well-rounded and socially conscious education.

Outreach and Activities

The college actively encourages vibrant student participation in seminars, cultural events, and social outreach programs. Contributions from the NSS, NCC, and sports departments have significantly impacted both state and national levels, while outreach initiatives provide essential support to remote communities.

Observations

The audit team's observations, based on document reviews and stakeholder interactions, highlight several positive aspects:

- **Academic Offerings:** The college provides a diverse array of courses across four streams, reflecting strong demand as demonstrated by the impressive number of applications received each year. The implementation of

the National Education Policy (NEP) for the 2022-23 academic year has further enriched its academic offerings, focusing on multidisciplinary learning, skill development, and flexible curriculum options. This aligns with the NEP's vision of promoting holistic education and prepares students to thrive in a dynamic educational landscape.

- **Reputation:** R.G. Govt. P.G. College Ambikapur is celebrated as a premier institution, attracting students for its diverse academic offerings and nurturing, inclusive environment. The NEP's emphasis on flexibility and inclusivity complements the college's mission to provide accessible, high-quality education, fostering creativity, critical thinking, and lifelong learning. This commitment enriches the student experience and positions the college as a leader in higher education within the region.
- **Student-Faculty Dynamics:** An analysis of the faculty-to-student ratio and engagement levels during the 2023-2024 academic year will provide insights into the vibrant educational environment.

These findings will assist the college in recognizing its strengths and embracing opportunities for improvement, ultimately enhancing its educational impact and commitment to community service.

Table 1: Departments in the College

Streams	Name of Departments	Total
Art	Department of English	1
	Department of Hindi	1
	Department of Sanskrit	1
	Department of Political Science	1
	Department of Sociology	1
	Department of History	1
	Department of Anthropology	1
	Department of Psychology	1
	Department of Geography	1
	Department of Economics	1
	Department of MSW	1
	Science	Department of Physics
Department of Chemistry		1
Department of Mathematics		1
Department of Geology		1
Department of Botany		1
Department of Zoology		1
Department of Computer Science		1
Commerce	Department of Commerce	1
Law	Department of Law	1
B.Lib.	Department of Library Science	1
Total Number of Departments		20

Table 2: Total Students in Current Academic Year 2022-2023

2022-23		G		O		S		U		S		T	
S. N.	CLASS	Total Seat	GE N		O B C		S T		S C		TOTAL		TOT AL
			M	F	M	F	M	F	M	F	M	F	
						7							
1	B.A.I	880	220	123	143	65	161	136	15	9	539	333	872
2	B.A.II		35	40	42	40	57	67	8	5	142	152	294
3	B.A.III		96	79	81	33	59	48	9	5	245	165	410
4	TOTAL	880	351	242	266	138	277	251	32	19	926	650	1576
5	B.Sc. I Sem.(Math.Bio, CS) I	505	49	62	63	34	86	81	9	6	207	183	390
6	B.Sc. IIISem.		41	45	47	25	46	40	6	5	140	115	255
7	B.Sc. Vsem.		35	43	79	36	82	54	19	7	215	140	355
8	TOTAL	505	125	150	189	95	214	175	34	18	562	438	1000
9	B.Com. I Sem.	440	119	104	46	24	69	44	1	2	235	174	409
10	B. Com III Sem.		38	57	26	22	31	29	1	3	96	111	207
11	B. Com VSem.		74	68	32	31	34	40	6	2	146	141	287
12	TOTAL	440	231	229	104	77	134	113	8	7	477	426	903
13	PGDCA I	50	5	0	4	3	17	12	1	4	27	19	46
14	D.C.A. I	100	4	1	4	8	8	11	0	0	16	20	36
15	B.C.A. I Sem.	60	22	8	3	5	15	5	2	0	42	18	60
16	B.C.A. III Sem.		4	5	9	5	10	3	2	1	25	14	39
17	B.C.A. V Sem.		12	10	9	3	7	3	2	0	30	16	46
18	B.Lib. I (Start New Coures)	40	6	4	8	1	9	5	3	2	26	12	38
19	TOTAL	250	53	28	37	25	66	39	10	7	166	99	265
20	LL.B. I Sem	120	22	18	18	16	17	15	5	9	62	58	120
21	LL.B. III Sem		25	20	39	15	14	31	10	3	88	69	157
22	LL.B. V Sem		15	18	26	17	11	32	2	5	54	72	126
	TOTAL	120	62	56	83	48	42	78	17	17	204	199	403
	Grand Total (UG)	2195	822	705	679	383	733	656	101	68	2335	1812	4147

2022-23 PG													
S. N.	CLASS		PG		OB C		ST		SC		TOTAL		TOT AL
			GEN		M	F	M	F	M	F	M	F	
	LLM I Sem	30	3	8	5	1	4	6	1	0	13	15	28
	LL.M. III Sem		2	3	4	4	5	4	0	0	11	11	22
	M.A. I Sem Hindi	40	1	8	5	7	5	13	0	1	11	29	40
	M.A. I Sem English	60	4	7	2	5	7	8	0	1	13	21	34
	M.A. I Sem History	30	1	4	5	2	7	10	1	0	14	16	30
	M.A. I Sem Political Science	30	6	5	3	5	2	7	2	0	13	17	30
	M.A. I Sem Sociology	30	3	5	2	4	6	10	0	0	11	19	30
	M.A. I Sem Economics	50	5	8	2	2	10	20	0	1	17	31	48
	M.A. I Sem Geography	30	5	3	5	2	4	8	2	1	19	11	30
	M.A. I Sem Psychology	30	1	1	1	1	0	2	1	1	3	5	8
	M.Sc. ANTHROPOLOGY- I	30	1	1	0	0	1	0	0	0	2	1	3
	M.S.W. I	60	1	6	0	0	2	1	0	0	3	7	10
	TOTAL	420	33	59	34	33	53	89	7	5	130	183	313
	M.S.W. II		1	4	1	5	4	5	0	1	6	15	21
	M.Sc. Anthropology- II		3	1	0	2	1	4	0	0	4	7	11
	M.A. II Sem Hindi		2	6	2	4	1	10	0	1	5	21	26
	M.A. II Sem English		7	6	4	4	3	3	2	1	16	14	30
	M.A. II Sem History		1	6	0	1	4	5	2	0	7	12	19
	M.A. II Sem Political Science		2	2	3	3	4	8	0	0	8	14	22
	M.A. II Sem Sociology		5	4	3	2	3	4	1	0	12	10	22
	M.A. II Sem Economics		3	1	3	0	3	10	1	0	10	11	21
	M.A. II Sem Geography		3	2	0	4	6	11	0	0	9	17	26
	M.A. II Sem Psychology		1	2	1	2	0	2	0	1	2	7	9
	TOTAL		28	34	17	27	29	62	6	4	79	128	207
	M.Com. First Sem	40	7	9	3	3	5	11	1	1	16	24	40

	M. Com. Third Sem		2	7	3	5	1	7	1	2	7	21	28
	TOTAL	40	9	16	6	8	6	18	2	3	23	45	68
	M.Sc. I Sem Botany	35	2	7	2	6	4	11	3	0	11	24	35
	M.Sc. I Sem Zoology	35	2	7	0	8	3	11	1	3	6	29	35
	M.Sc. I Sem Chemistry	30	2	8	2	5	4	7	1	1	9	21	30
	M.Sc. I Sem Physics	25	3	7	3	2	5	4	1	0	12	13	25
	M.Sc. I Sem Mathematics	40	4	9	10	2	8	7	0	0	22	18	40
	M.Sc. I Sem CS	30	3	1	1	2	1	3	0	0	5	6	11
	TOTAL	195	16	39	18	25	25	43	6	4	65	111	176
	M.Sc. III Sem Botany		0	5	1	7	2	11	2	2	5	25	30
	M.Sc. III Sem Zoology		0	7	0	7	1	10	0	2	1	26	27
	M.Sc. III Sem Chemistry		1	2	3	4	2	7	1	2	7	15	22
	M.Sc. III Sem Physics		2	3	1	4	8	3	1	2	12	12	24
	M.Sc. III Sem Mathematics		3	5	6	5	7	4	0	2	16	16	32
	M.Sc. II Sem CS		2	4	8	4	1	6	0	1	11	15	26
	TOTAL		8	26	19	31	21	41	4	1	52	109	161
	Grand Total (P.G.)	655	94	174	94	124	134	253	25	27	349	576	925
	Grand Total (P.G.)	2850	916	879	773	507	867	909	126	95	2684	2388	5072

Annual Report of Controller of Examination 2023-24

Result analysis was carried out and presented before the examination committee and principal for approval. Summary of the result during the session 2022-23 is as follows:

The Important Events and Dates		
Particulars	Dates	
	Without Fine	With Fine
Examination fees payment UG (Regular & Supplementary)	12/01/2023 To 20/01/2023	21/01/2023 To 28/01/2023
Examination fees payment PG I & III Semester	22/11/2022 To 30/11/2022	01/12/2022 To 05/12/2022
Examination fees payment PG II & IV Semester	25/05/2023 To 31/05/2023	01/06/2023 To 05/06/2023

Examination Date		
Particulars	Dates	
	Form	To
Examination for UG Classes II & IV Semester	17/09/2023	05/10/2023
Examination PG I & III Semester	08/08/2023	08/08/2023
Examination PG II & IV Semester	08/08/2023	08/08/2023

Results		
Particulars	Dates	
	Form	To
Publication of Result of UG Classes	24/08/2022	24/08/2022
Publication of Result of PG I & III Semester	24/08/2022	24/08/2022
Punlication of Result of PG II & IV Semester	24/08/2022	24/08/2022

Unfair Means Cases		
Particulars	UG	PG
Number of Students	Nil	Nil

Outcome of ATKT/ BACK Examinations (For Preceding Session 2019-20)	
Number of UG Students Applied	Nil
Number of UG Students Passed	Nil

Revaluation (For Preceding Session 2019-20)	
Number of students applied for revolution	Nil
Number of students whose result status changed after revaluation	Nil

Examination Admit Cards Issued	
Number of students of UG classes	4091
Number of students of PG I & III semester	814
Number of students of PG II & IV semester	352

S.No.	Class	Appeared	Pass	%
1.	B.Sc. – I (Bio)	220	79	35.91%

2	B.Sc. – I (Math)	112	64	57.14
3	B.Sc. – III (Bio)	122	88	72.13%
4	B.Sc. – III (Math)	133	77	57.89%
5	B.Sc. – V (Bio)	183	37	20.22%
6	B.Sc. – VI (Bio)	186	113	60.75%
7	B.Sc. – V (Geo)	14	9	64.29%
8	B.Sc. – V (Math)	79	18	22.78%
9	B.Sc. – VI (Math)	154	118	76.62%
8	B.Sc. – V (Math) CS	52	10	19.23%
9	B.Sc. – V (Math) Electronics	13	1	7.69%
10	B.Sc. – V (Math) Geology	15	1	6.67%
11	B.A. – I	604	157	25.99%
12	B.A. – III	290	171	58.97%
13	B.A. – IV	402	190	47.26
14	B.Com. – I	320	160	50%
15	B.Com. – III	205	163	79.51%
16	B.Com. – V	253	131	51.78%
17	B.Com. – VI	246	209	84.95%
18	B.Com. – V (Computer)	29	20	68.97%
19	B.Com. – VI (Computer)	29	24	82%
20	B.C.A. – I	50	32	64%
21	B.C.A. – III	45	45	100%
22	B.C.A. – V	42	17	40.48%
23	B.C.A. – V	41	38	92.68
24	L.L.B. V	126	97	76.98%
25	L.L.B. VI	126	120	95.23%

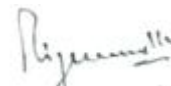
S.No.	Subject	First Semester		
		Appeared	Passed	Pass %
1.	Physics	22	18	81.82%
2.	Chemistry	26	10	38.46%
3.	Botany	32	23	71.88%
4.	Zoology	31	22	70.97%
5.	Mathematics	36	19	52.78%
6.	Computer Science	15	15	100%
7.	Anthropology	05	04	80%
8.	Hindi	32	27	84.38
9.	English	27	04	14.81%
10.	History	20	16	80%
11.	Political Science	26	12	46.15%
12.	Sociology	24	23	95.83%
13.	Economics	34	14	41.18%
14.	Geography	23	19	82.61%
15.	Psychology	05	03	60%
16.	MSW	11	08	100%
17.	Commerce	34	13	72.73%
18.	Computer Science	09	08	88.89%
19.	L.L.M. I	21	8	38.10

.No.	Subject	Third Semester		
		Appeared	Passed	Pass %
1.	Physics	24	18	75%
2.	Chemistry	22	19	86.36%
3.	Botany	30	24	80%
4.	Zoology	27	26	96.30%
5.	Mathematics	32	21	65.63%
6.	Computer Science	24	24	100%
7.	Anthropology	11	11	100%
8.	Hindi	25	20	80%
9.	English	11	10	90.91%
10.	History	18	15	83.33%
11.	Political Science	08	08	100%
12.	Sociology	22	22	100%
13.	Economics	21	19	90.48%
14.	Geography	26	26	100%
15.	Psychology	09	09	100%
16.	MSW	21	20	95.24%
17.	Commerce	28	18	64.29%
18.	L.L.M.	22	12	54.55%

S.No.	Subject	Fourth Semester		
		Appeared	Passed	Pass %
1.	Physics	24	19	79.17%
2.	Chemistry	22	17	77.27%
3.	Botany	32	23	71.88%
4.	Zoology	27	26	96.30%
5.	Mathematics	32	20	62.50%
6.	Computer Science	24	23	95.83%
7.	Anthropology	05	04	80%
8.	Hindi	23	17	73.91%
9.	English	11	07	63.64%
10.	History	18	15	83.33%
11.	Political Science	21	19	90.48%
12.	Sociology	22	20	90.91%
13.	Economics	21	19	90.48%
14.	Geography	26	24	92.31%
15.	Psychology	9	9	100%
16.	MSW	21	18	85.71%
17.	Commerce	28	18	64.29%
18.	Computer Science	09	08	88.89%
19.	L.L.M. IV	21	9	42.86%



Controller
Autonomous Examination



Principal
Rajeev Gandhi Govt. P.G. College
Ambikapur Surguja (C.G.)

Table 3: Total number of faculty members (Professors) in 2023-24

S N.	Name of Department	Permanent faculty	Guest Faculty	Total
1	Zoology	4	1	5
2	Physics	3	2	5
3	Botany	5	0	5
4	Mathematics	1	4	5
5	Chemistry	5	1	6
6	Geology	1	1	2
7	Commerce	6	1	7
8	Economics	3	1	4
9	Political Science	5	0	5
10	Hindi	6	0	6
11	English	4	1	5
12	Geography	3	1	4
13	Sanskrit	1	0	1
14	Psychology	2	0	2
15	Sociology	2	1	3
16	History	2	2	4
17	Law	8	0	8
18	CS	2	1	3
19	Anthropology	0	3	3
20	MSW	0	2	2

Observations from the Academic Audit

General Observations across Programs

Curriculum Division

The implementation of the semester system has enabled a more modular approach to the curriculum, allowing students to focus on fewer subjects at a time. This aligns with the National Education Policy (NEP) emphasis on flexibility and deeper learning.

Regular Examinations

Conducting examinations at the end of each semester promotes continuous study habits among students, reducing the tendency for last-minute cramming. This practice supports the NEP's goal of prioritizing ongoing assessment over high-stakes testing.

Assessment and Feedback

Regular internal assessments provide timely feedback, helping students identify and address areas for improvement. This approach reflects the NEP's focus on holistic student development.

Improved Resource Availability

The semester system has led to timely curriculum completion, maximizing the utilization of laboratories and academic resources, ensuring students have access to essential tools for learning.

Challenges

- **Overcrowded Classes:** Limited classroom availability results in larger class sizes, which hampers individualized attention from teachers, crucial for personal development.
- **Scheduling Conflicts:** A shortage of classrooms leads to tight schedules, occasionally causing classes to be scheduled at inconvenient times.

Library

Improved Access to Resources

The library's automation has significantly enhanced students' ability to access books and materials. Digital catalogs facilitate quick searches, making it easier to locate specific

resources.

Streamlined Borrowing Process

The automated check-out system reduces wait times, encouraging more frequent use of library resources.

User-Friendly Interface

The new digital platform is intuitive and easy to navigate, allowing students to explore materials and services easily, both on-campus and remotely.

Increased Engagement

Automation has fostered greater student engagement with library resources, enhancing interest in research and study through online access to catalogs and digital materials.

Enhanced Information Retrieval

Automation supports effective information retrieval, enabling quick access to relevant materials for coursework and projects, improving academic performance.

Feedback and Improvement Mechanism

The automated system allows users to provide feedback, helping the library continually adapt and enhance its services to meet student needs.

Resource Management Efficiency

Library staff can manage inventory and track materials more effectively, allowing them to devote more time to assisting students with research inquiries.

Digital Literacy Promotion

The automation encourages the development of digital literacy skills among students, aligning with NEP's broader educational goals regarding technology integration.

Overall, the library's automation marks a significant improvement, transforming it into a more efficient, accessible, and engaging resource for students and faculty. Continued focus on user experience and resource development will further amplify its impact on the academic community.

Syllabus Structure: Semester System in UG and PG

The introduction of the semester system in undergraduate (UG) and postgraduate (PG) programs has positively enhanced the syllabus structure, especially as this institution proudly leads the Surguja division in implementing the NEP:

Modular Curriculum

The syllabus is divided into smaller modules, allowing students to engage deeply with specific topics within shorter timeframes, reflecting NEP's emphasis on student-centered learning.

Regular Updates

Frequent reviews ensure the curriculum remains relevant and aligned with current academic and industry standards, in line with NEP's vision for responsive education.

Continuous Assessment

A structured syllabus allows various assessment methods, providing ongoing feedback and reducing pressure from final exams, fostering a comprehensive understanding of the material.

Enhanced Flexibility

Students can choose elective courses based on their interests, promoting personalized learning experiences that encourage exploration across diverse fields, a key tenet of NEP.

Balanced Workload

Distributing subjects across semesters helps manage academic workloads effectively, aiding time management and reducing stress levels.

Focus on Skill Development

The curriculum emphasizes practical components and workshops, highlighting skill development alongside theoretical knowledge, aligning with NEP's goals for employability and real-world applicability.

Improved Engagement

Diverse courses and assessment methods enhance student motivation and engagement, fostering a vibrant learning environment.

Overall, the institution's proactive implementation of the NEP demonstrates a strong

commitment to delivering quality education that effectively prepares students for contemporary challenges. The audit observations underscore the institution's dedication to fostering an adaptable educational framework that addresses current needs and expectations.

Facilities

Issues with Washroom Facilities

While 13 classrooms and 3 toilets have been successfully constructed, there is an urgent need for additional facilities to accommodate the growing student body. Expanding the number of classrooms will improve the learning environment and reduce overcrowding. Additionally, upgrading and constructing staff washrooms is essential for faculty comfort and well-being. Addressing these infrastructure needs will significantly enhance the educational atmosphere for both students and staff.

Attendance Policy

The newly implemented attendance policy recognizes and rewards student participation in external programs, promoting holistic development and engagement beyond the classroom, consistent with the NEP's focus on experiential learning.

Curriculum Relevance

Integrating topics relevant to competitive exams like NET, GATE, UPSC, PSC, and similar assessments will enhance the curriculum's relevance to student aspirations. This approach prepares students for future endeavors in academia, public service, or entrepreneurship and aligns with NEP's educational goals. Emphasizing entrepreneurship within the curriculum will also cultivate innovative thinking and practical skills, equipping students to thrive in a dynamic job market.

Qualified Faculty

All faculty members possess high qualifications, ensuring quality education delivery. The quality of research has also significantly improved, reflecting the institution's commitment to academic excellence and scholarly contribution.

Seminars, FDPs, and Minor Projects

The college successfully hosted an international seminar and organized Faculty Development Programs (FDPs), fostering a research-friendly environment. These initiatives enhance collaboration, academic discourse, and inspire faculty and students to

engage in innovative research pursuits. Minor projects have been assigned to faculty members to bolster research activity, encouraging exploration and contributing to the academic community.

Examination Scheduling

The adoption of a flexible examination scheduling system aims to improve the academic experience for students, effectively addressing previous conflicts and stressors.

Internships

Extending the internship period to a minimum of one month is recommended to provide greater practical benefits. Currently limited to 15 days due to high student numbers, increasing field visits will enhance experiential learning. This combination aims to give students more comprehensive exposure to real-world applications.

Syllabi Updates

The updated syllabus effectively aligns with student needs and adheres to NEP guidelines.

Literature and Science Syllabus Updates

- Literature Syllabus Update
- Streamlined Content: Review and condense lengthy sections to focus on essential themes, authors, and literary movements.
- Prioritize key texts and critical analyses that enhance understanding without overwhelming students.

Thematic Modules:

- Divide the syllabus into thematic modules (e.g., identity, conflict, nature) to allow for focused exploration of topics.
- Each module can include selected readings, discussions, and assignments relevant to the theme.

Incorporation of Diverse Voices:

- Include a broader range of authors and perspectives, emphasizing works from various cultures and backgrounds to enrich literary analysis.

Optional Readings:

- Provide a list of optional readings for students interested in exploring additional material, ensuring the core syllabus remains concise.

Science Syllabus Update

- Condensed Topics: Review existing content to eliminate redundancy and

- streamline complex topics, ensuring clarity and focus on fundamental concepts.
- Use a problem-based learning approach to emphasize practical applications of scientific theories.
- Modular Structure: Organize the syllabus into manageable modules that cover key scientific principles, allowing for in-depth study without overwhelming students.
- Each module can include hands-on experiments or real-world case studies to reinforce learning.

Commerce Syllabus Update

- Streamlined Curriculum: Condense content to focus on essential concepts in key areas such as accounting, finance, marketing, and management.
- Eliminate redundant topics to enhance clarity and understanding.
- Modular Structure : Organize the syllabus into modules covering fundamental topics (e.g., financial accounting, business law, marketing strategies) to facilitate focused learning.
- Each module should include practical applications, case studies, and real-world examples to reinforce concepts.
- Integration of Technology: Incorporate digital tools and technologies relevant to commerce (e.g., accounting software, e-commerce platforms) to prepare students for modern business environments.
- Current Trends: Include sections on current trends in commerce, such as sustainability in business, digital marketing, and entrepreneurship, ensuring the curriculum remains relevant.
- Optional Projects:
- Provide opportunities for optional projects or research topics that allow students to explore specific areas of interest within commerce.

Social Sciences Syllabus Update

- Focused Content: Review and streamline content to emphasize key themes in

sociology, psychology, political science, and economics.

- Prioritize critical theories and case studies that enhance understanding and relevance.
- Thematic Modules: Organize the syllabus into thematic modules (e.g., social justice, political theory, human behavior) to promote in-depth exploration of essential topics.
- Each module should include interdisciplinary approaches and diverse perspectives.
- Current Issues and Debates: Integrate contemporary social issues and debates (e.g., globalization, climate change, social movements) to ensure the curriculum is timely and applicable.
- Research and Practical Application: Encourage research projects that allow students to investigate real-world social phenomena and apply theoretical concepts in practical contexts.
- Optional Readings and Resources: Provide a curated list of optional readings and multimedia resources to enrich the learning experience for students interested in further exploration.

By updating the commerce and social sciences syllabi in this manner, the curriculum will better align with student needs, promote engagement, and enhance the overall educational experience.

VAC/SEC/AEC

With the launch of these comprehensive programs, the college is committed to enhancing the employability of its students. By focusing on skill development, personal growth, and industry engagement, College aim to prepare their graduates for success in a competitive job market. College encourage all students to take full advantage of these valuable opportunities

Integration of Current Research:

Incorporate recent advancements and research findings relevant to the subject matter, ensuring the curriculum remains up-to-date and applicable.

Optional Assignments:

Offer optional projects or experiments for students who wish to delve deeper into specific areas of interest, keeping the core requirements focused.

By updating the literature and science syllabi in this manner, the curriculum will better

meet the needs of students, promoting engagement and effective learning while ensuring depth and relevance.

Staffing Issues

The college currently faces staffing challenges due to a noticeable shortage of teaching staff relative to student enrollment. Addressing this situation is vital to maintaining educational quality and student support.

Research Activity

The college has achieved satisfactory levels of research activity, demonstrating a strong commitment to academic inquiry. This foundation presents exciting potential for further growth and aligns with NEP's emphasis on research and innovation.

Career Counseling

Regular career counseling sessions help students navigate their academic and professional paths effectively.






Summary

The academic audit of R.G. Govt. P.G. College, Ambikapur, highlights significant strengths that position the institution as a commendable center for higher education. As a fully autonomous college implementing the NEP, it has successfully adopted the CBCS and established research centers while maintaining high academic standards.

However, challenges such as vacant teaching positions and resource constraints need to be addressed. The college has substantial opportunities for growth through enhanced research culture and improved infrastructure, which can significantly benefit the local community.


We express our gratitude to the Principal, faculty, and staff for their cooperation during the audit. Their dedication to academic excellence is commendable, and we encourage them to build on their strengths while addressing the identified challenges. With a strategic focus on future opportunities, the college can further enhance its role as a leading educational institution in the region.

External Audit Committee:- Academic Year 2023-24

S.N.	Name		Post	Signature
1	Dr.Vijay Kumar Sharma	Chairman	HOD Economics Govt. Bilasa Girls P.G. Autonomous College, Bilaspur, (C.G.)	
2	Dr.Sunil Kumar Rawani	Member	HOD Computer Science Holy Cross Women's CollegeAmbikapur Surguja (C.G.)	
3	Dr. Smt. K Padmawati	Member	Asst. Professor Govt. V.Y.T. P.G. Autonomous College Durg (C.G.)	
4	Mr. Saiyad SabirAli	Member	HOD Commerce Holy Cross Women's CollegeAmbikapur Surguja (C.G.)	
5	Dr. Saman Upadhyay	Member	HOD Law University Teaching Department Sant Gahira Guru Vishwavidyalaya, Sarguja,Ambikapur Distt. Surguja(C.G.)	



Dr. Anil Kumar Sinha
Coordinator
IQAC
R.G. Govt. P.G. Autonomous
College Ambikapur (C.G.)



Dr. Rizwan Ulla
Principal
R.G. Govt. P.G. Autonomous
College Ambikapur (C.G.)